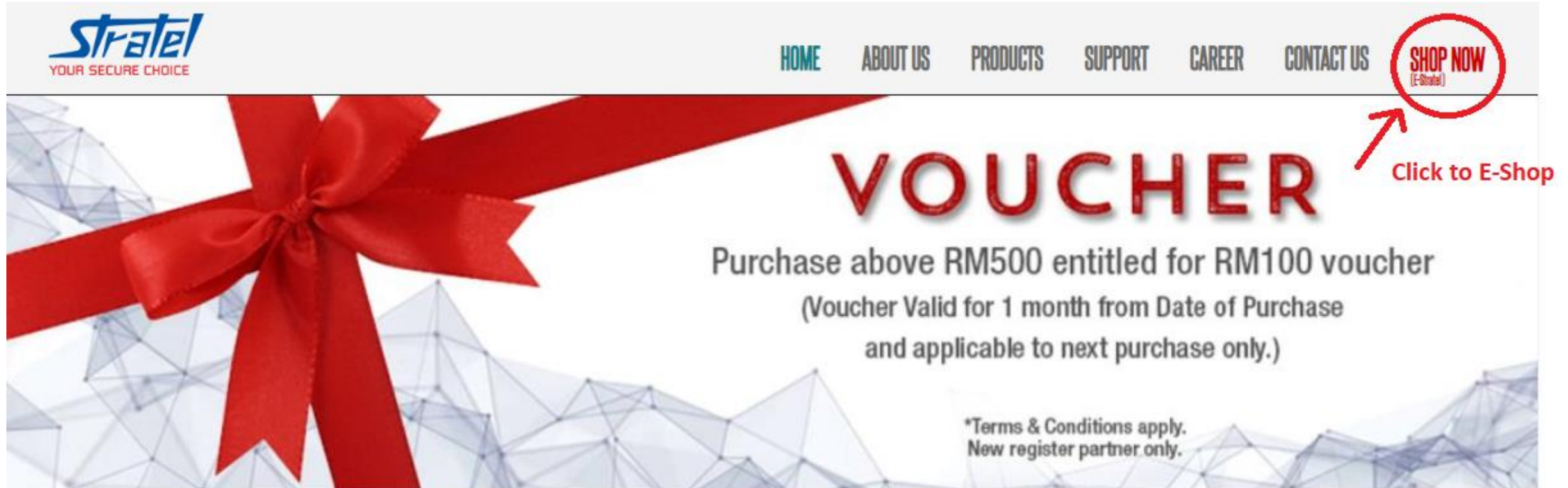


E-Stratel
User Guide

Step 1 :

Click on '**Shop Now**' in Stratel Website.

Or visit us @ <https://www.stratel.com.my/e-shop/index.php>



The image shows a banner for a promotion on the Stratel website. On the left, there is a large red ribbon tied in a bow. The background features a light blue geometric pattern of interconnected lines and triangles. At the top left is the Stratel logo with the tagline 'YOUR SECURE CHOICE'. To the right of the logo is a navigation menu with links: HOME, ABOUT US, PRODUCTS, SUPPORT, CAREER, CONTACT US, and SHOP NOW. The 'SHOP NOW' link is circled in red, and a red arrow points from the text 'Click to E-Shop' to it. The main text of the banner reads 'VOUCHER' in large, bold, red letters. Below this, it says 'Purchase above RM500 entitled for RM100 voucher (Voucher Valid for 1 month from Date of Purchase and applicable to next purchase only.)'. At the bottom right, there is a note: '*Terms & Conditions apply. New register partner only.'

Stratel
YOUR SECURE CHOICE

HOME ABOUT US PRODUCTS SUPPORT CAREER CONTACT US **SHOP NOW**
(E-Stratel)

VOUCHER

Purchase above RM500 entitled for RM100 voucher
(Voucher Valid for 1 month from Date of Purchase
and applicable to next purchase only.)

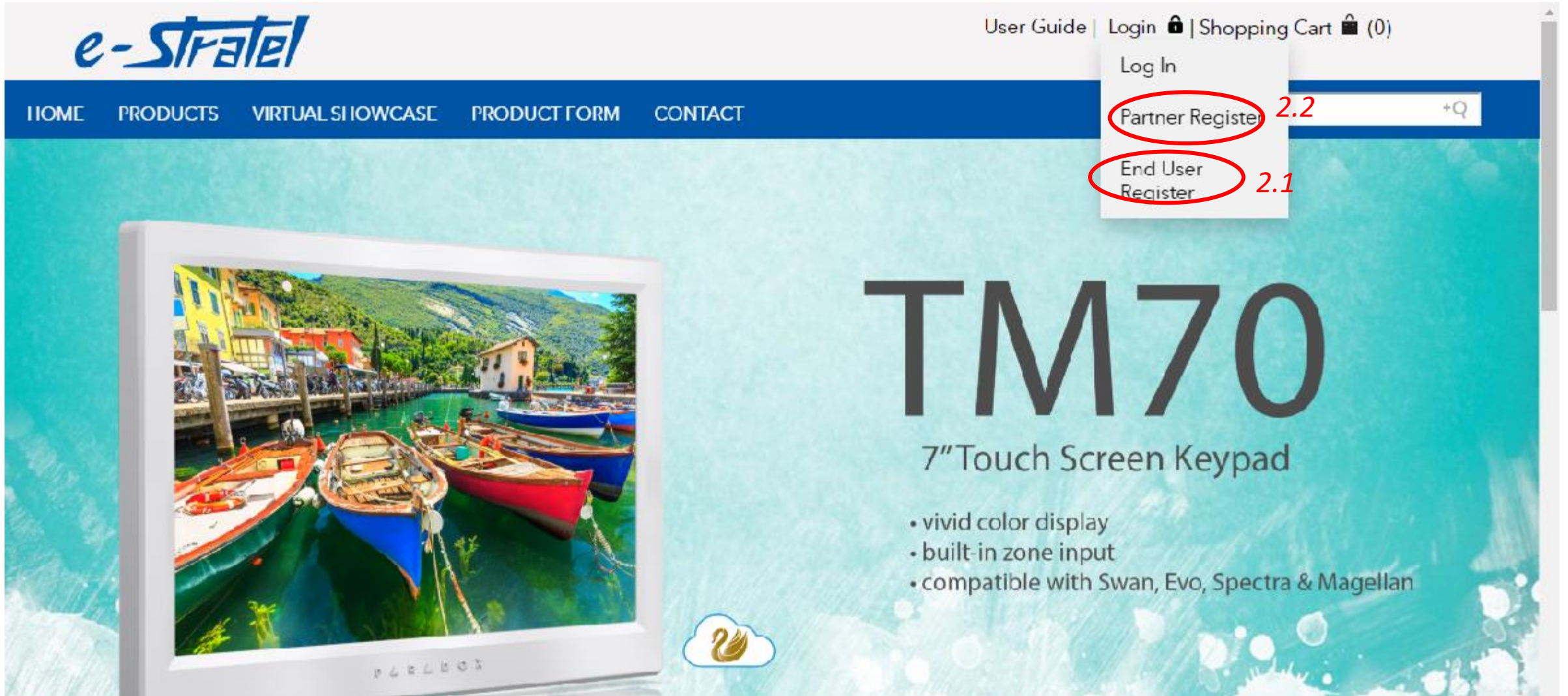
*Terms & Conditions apply.
New register partner only.

Click to E-Shop

Step 2 :

2.1 Consumer / End User : Click on '**END USER REGISTER**', fill up the details to gain access to E-Stratel.

2.2 Stratel Dealer/Reseller : Click on '**PARTNER REGISTER**', fill up the details to gain login access code.



The screenshot displays the e-Stratel website interface. At the top left is the logo "e-Stratel". To the right, there are links for "User Guide", "Login" (with a lock icon), and "Shopping Cart" (with a shopping bag icon and "(0)"). Below the logo is a dark blue navigation bar with white text for "HOME", "PRODUCTS", "VIRTUAL SHOWCASE", "PRODUCT FORM", and "CONTACT". A search bar with a magnifying glass icon is located on the right side of this bar. A dropdown menu is open, showing "Log In", "Partner Register" (circled in red with "2.2" next to it), and "End User Register" (circled in red with "2.1" next to it). The main content area features a large image of a television displaying a scenic view of a harbor with colorful buildings and boats. To the right of the TV, the text "TM70" is prominently displayed, followed by "7" Touch Screen Keypad". Below this, there is a list of features: "vivid color display", "built-in zone input", and "compatible with Swan, Evo, Spectra & Magellan". A small logo of a swan is visible at the bottom center.

Step 3 :

3.1 Click on '**PRODUCTS**', select the brand you interested.

3.2 Or type the product name/item code in '**CUSTOM SEARCH**' column.

The screenshot displays the e-Stratel website interface. At the top right, there are links for 'Logout | My Account | Wishlist | Shopping Cart (3)'. The main navigation bar includes 'HOME', 'PRODUCTS', 'PROMOTION', 'VIRTUAL SHOWCASE', 'PROTEGUS WORLD SIM', 'CONTACT', and 'PRICE LIST'. A search bar is located on the right side of the navigation bar, containing the text 'Google Custom Search' and a 'Search' button. The 'PRODUCTS' menu is expanded, showing a list of items: 'Paradox', 'Guard Tour System', 'SmokeCloak', 'ONCAM', 'Videofied', 'TRIKDIS', and 'Accessories'. A red circle highlights the 'PRODUCTS' menu and the search bar. The main content area features a large banner with the text 'NO BLIND SPOTS' and '360-DEGREE VIEW'. Below this, there is a paragraph of text: 'ep industry knowledge and combined with specialized expertise in critical nce, commercial and governmental projects, are uniquely positioned to work ddress their most critical challenges and to develop practical solutions that'. A 'SHOP NOW' button is visible at the bottom left of the banner. On the right side of the banner, there is a fisheye image of a street scene with cars and pedestrians.

Logout | My Account | Wishlist | Shopping Cart (3)

HOME PRODUCTS PROMOTION VIRTUAL SHOWCASE PROTEGUS WORLD SIM CONTACT PRICE LIST

Google Custom Search Search

3.1

Paradox

Guard Tour System

SmokeCloak

ONCAM

Videofied

TRIKDIS

Accessories

NO BLIND SPOTS

360-DEGREE VIEW

ep industry knowledge and combined with specialized expertise in critical nce, commercial and governmental projects, are uniquely positioned to work ddress their most critical challenges and to develop practical solutions that

SHOP NOW

Step 3 : Promotion

3.1.1 Click on '**PROMOTION**' for latest product offer.

3.1.1

HOME PRODUCTS **PROMOTION** VIRTUAL SHOWCASE PROTEGUS WORLD SIM CONTACT PRICE LIST

Google Custom Search Search

Promotion

- » Paradox
- » Trikdiss

Promotion

SALES PROMOTIONS

PARADOX SECURITY SYSTEMS TRIKDIS SPECTRA

Step 4:

4.1 Select the '**QUANTITY**'.

4.2 Click on '**ADD TO CART**'.

The screenshot shows the e-Stratel website interface. At the top right, there are links for 'Logout | My Account | Wishlist | Shopping Cart (3)'. The navigation bar includes 'HOME', 'PRODUCTS', 'PROMOTION', 'VIRTUAL SHOWCASE', 'PROTEGUS WORLD SIM', 'CONTACT', and 'PRICE LIST'. A search bar with 'Google Custom Search' and a 'Search' button is also present.

On the left, a 'Promotion' sidebar lists 'Paradox' and 'Inkdis'. The main content area has a breadcrumb trail: 'Promotion > Paradox Briefcase > Paradox BTM50 Briefcase Display Set'.

The product image shows a silver briefcase with a black handle and a red display screen on the inside of the lid. The briefcase is open, revealing various components inside.

Product details on the right include:
- Product Name: Paradox BTM50 Briefcase Display Set
- Product Code: BTM50
- Add to Wishlist button
- Price: RM1,300.00
- Original Price: RM1,800.00
- Quantity selector: A dropdown menu showing '1' with minus and plus buttons. This area is circled in red with the annotation '4.1'.
- Add to Cart button: A red button with a shopping cart icon and the text 'ADD TO CART'. This button is circled in red with the annotation '4.2'.
- Share to: Social media icons for Facebook, Twitter, Email, and a plus sign for more options.

Step 5:

5.1 Click on '**SHOPPING CART**' to check on selected products.

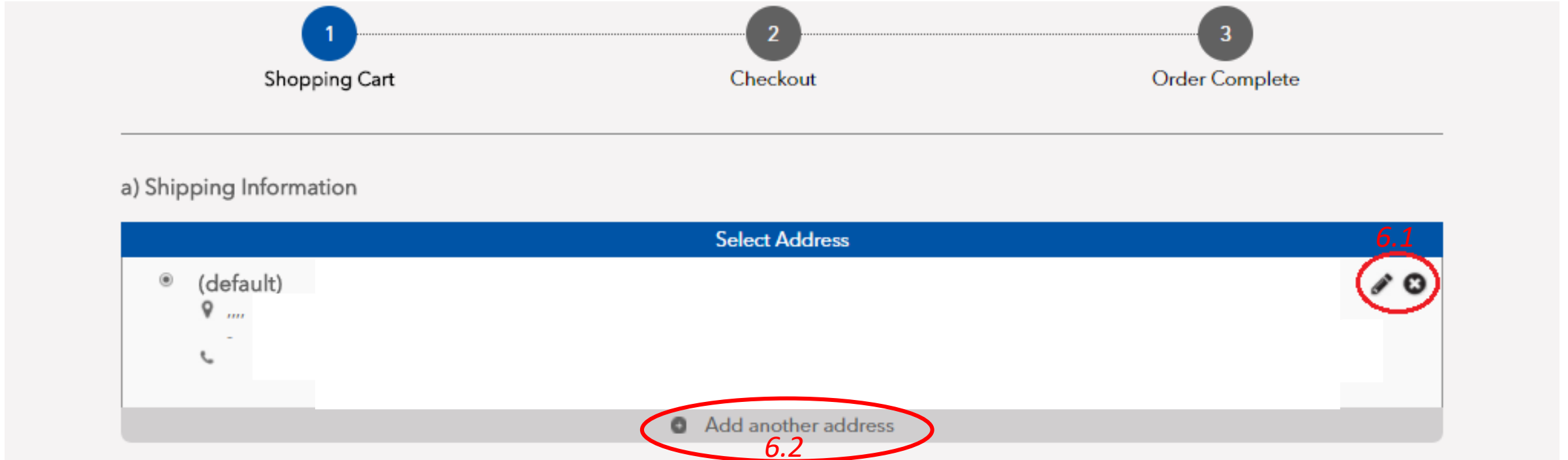
5.2 To confirm purchase, click on '**PROCEED TO CHECKOUT**'.

The screenshot displays the e-Stratel website interface. At the top right, the navigation menu includes 'Logout | My Account | Wishlist | Shopping Cart (3)', with the 'Shopping Cart (3)' link circled in red and labeled '5.1'. Below the navigation is a blue header with menu items: 'HOME', 'PRODUCTS', 'PROMOTION', 'VIRTUAL SHOWCASE', 'PROTEGUS WORLD SIM', and 'CONTACT'. On the left, a 'Promotion' sidebar lists 'Paradox' and 'Trikdia'. The main content area features a breadcrumb trail: 'Promotion > Paradox Briefcase > Paradox BTM50 Briefcase D'. A large image of the Paradox BTM50 Briefcase is shown. On the right, a shopping cart overlay is visible, containing three items: 'SP4000 Pack 1' (RM463.50, 1 pcs, Keypad: K636), 'PCS250G' (RM324.00, 1 pcs), and 'G16T GSM Package' (RM325.00, 1 pcs). At the bottom of the cart overlay, a button labeled 'PROCEED TO CHECKOUT' is circled in red and labeled '5.2'.

Step 6:

6.1 Click on '**EDIT**' to insert shipping address.

6.2 Click on '**Add Another Address**' for multiple shipping addresses.



Step 7:

Check to confirmed *PRODUCT ORDER* details.

7.1 Select '*Delivery*' method.



Insert '*Voucher Code*' or '*E-Credit*' if any.

** Check 'Voucher Code' or 'E-Credit' in 'MY ACCOUNT'.*

7.2 Put a note if any request, for example : *own collection at 2pm*

7.3 to agree the 'Terms & Condition'

7.4 Click '*PROCEED TO PAYMENT*' & Click '*PROCEED TO ORDER*'

Product	Price Per Unit	Quantity	Total(RM)
 SB35	RM 32.83 Discount: RM 1.37 Original: RM 34.20	4	RM 131.33 Discount: RM 5.47
 TM50	RM 509.76 Discount: RM 21.24 Original: RM 531.00	3	RM 1,529.28 Discount: RM 63.72

Remark : 7.2


Sub Total: RM 1,660.61
Delivery Charges: Self Collect (RM 0.00)
Voucher: 7.1 Apply
E-Stratel Credit
GST 0%: select option
Grand Total: RM 1,660.61

[Estimate Delivery lead time:](#)
36 Working Hours Lead Time upon receiving order.
Tuesday & Thursday for Kuala Lumpur,
Monday, Wednesday & Friday for Selangor.

I agree to the [Terms & Conditions](#) 7.3

7.4

Processing response from E-Stratel.....



Please do not click Back, Stop or Refresh or Close within the time processing. Thank you for your patience.

Because of potential customs delays, your order may take up to 30 business days to arrive.

7.4

Step 7:

7.5.0 Choose payment method. **Credit Card.**

***Only Master & Visa Card available.**

*** FPX Online Payment – Please refer to the NEXT page.**

Credit Card

7.5.1 Fill up *Credit Card* details. Please make sure the details are correctly insert especially CVC/CVV code and *Expiry Date*.

7.5.2 Click '☑' on the Mobile88 Authorization box.

7.5.3 Once confirmed, click on '**Proceed**'

Bank Authentication Page

7.6 Insert **OTP** code & click '**Submit**' to complete payment.

Verified by **VISA** PUBLIC BANK

As an enhanced security measure, you are required to key in a One-Time Password (OTP) in order to proceed with your internet purchase. An SMS with the OTP has been sent to your registered mobile phone.

Merchant IPAY88-STRATEL
Amount MYR 1660.61
Date 30/10/2019
Card number XXXX XXXX XXXX 0127

OTP EKRR **7.6**

Important:
Foreign currency trading provided by entities other than licensed onshore bank and payment for derivatives (unless approved by Bank Negara Malaysia) are illegal and prohibited.

If you do not receive your OTP in the next 60 seconds, you may request for a new OTP by clicking on the "Resend OTP" button below.

7.5.0 Available Payment Method:



Credit / Debit Card

Online Banking

eWallet

Summary Of Transaction

Net Charges MYR 1,660.61

Reference No / Payment ID EA1907 / T199812542200

Credit / Debit Card Details

7.5.1

Cardholder Name Example

Credit Card No. VISA

CVC/CVV2 CVC/CVV2 ?

Expiry Date -- ▾ ---- ▾

Card Issuing Country Malaysia ▾

Card Issuing Bank Please Select ▾

I agree to save my credit / debit card information for next purchase.

Kindly check this box if you want to assign a password.

I authorize Mobile88.com Sdn Bhd to debit the above net charges from my credit / debit card and I have read & agreed to **iPay88**

[Privacy Statement](#)

Note: "IPAY88-STRATEL" will be shown on your credit / debit card statement

» Proceed

Cancel

7.5.3

Step 7:

7.5.0 Choose payment method. **Online Banking (FPX).**
***Individual banking only**

***Credit Card Payment – Please refer to the PREVIOUS page.**

FPX

7.5.1 Select Bank & Click **'Proceed'**

7.5.2 Login to Bank page for proceed payment.

7.5.3 Key in the **PAC** No. upon request and click **'Accept'**

Simple. Convenient. Secure.



*iPay88 is Online Payment Service provided by Mobile88.Com Sdn. Bhd.

Available Payment Method:

7.5.0



Credit / Debit Card



Online Banking



eWallet

Summary Of Transaction

Net Charges	MYR 1,660.61
Pay To	Stratel (M) Sdn Bhd
Payment of	Stratel
Reference No / Payment ID	EA1912 / T199820071900

Internet Banking **FPX**

7.5.1

Timeout: 04:24

Individual Account

Public Bank

By clicking on the "Proceed" button below, you agree to FPX's [Terms and Conditions](#).

7.5.1

» Proceed

Cancel

7.5.1



Public Bank FPX Payment Agent

From Account	-- Select --
Transaction Details :-	
Transaction ID	1910311613020671
Serial Number	1
Seller ID	SE00020503
Seller Description	IPAY88 (M) SDN BHD
Order Number	T199734412400
Amount	MYR1,660.61
Service Charge	MYR0.00

The information received from you will be disclosed to the payee corporation or biller for the purpose of effecting your payment. Please click "Accept" to proceed or click "Cancel" if you do not wish to continue.

Cancel

Request PAC Now

Accept

Login to PBe

7.5.2

Thursday, 31 October 2019 16:13:00

User ID

This session will close in [00:04:57]

Cancel

Next

7.5.3

Step 7:

7.5.0 Choose payment method. E-Wallet

**Grab Pay*

**Credit Card /FPX Payment – Please refer to the PREVIOUS page.*

FPX

7.5.1 Click **'Proceed'**

7.5.2 Key in your **Mobile number**, on the terms & conditions & click **'Next'**

7.5.3 Key in the 6-digit code and proceed for payment.

Grab

What's your mobile number?

+60 (Malaysia) 166

I agree with Grab [terms & conditions](#)

Next

Grab

Enter the 6-digit code we sent to +60 169640259

000000

Didn't receive it?
Get another code in 00:21

Available Payment Method:

Credit / Debit Card

Online Banking

eWallet

Summary Of Transaction

Net Charges	MYR 1,660.61
Pay To	Stratel (M) Sdn Bhd
Payment of	Stratel
Reference No / Payment ID	EA1916 / T199624551200

Grab Pay

Timeout in : 04:44

*If you want to learn more about Grab Pay, click [here](#) for more info.

» Proceed

Cancel

I have read & agreed to [iPay88 Privacy Statement](#).

Simple. Convenient. Secure.



*iPay88 is Online Payment Service provided by Mobile88.Com Sdn. Bhd.

7.5.0

7.5.1

7.5.3

NOTE : PLEASE DO NOT ***CLOSE THE PAGE*** UNTIL PROCEED TO THE '***SUCCESS PAGE***'

THANK YOU FOR YOUR COOPERATION !!